



Sanskar International School Jodhpur

Official School Mobile App For Android & iOS
(Designed & Developed by)
Edunext Technologies Pvt. Ltd.





Bringing School & Teacher
Closer To You





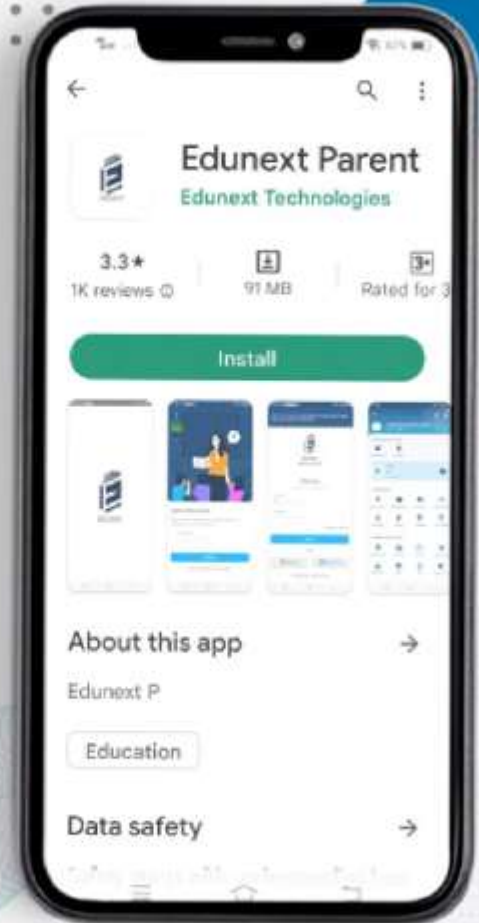
Download The App From



Play Store

By Searching Keyword “ **Edunext Parent** ”

Install the App and make sure that you allow all the access it requests. Once it is installed, an icon with Edunext Parent shall appear on your mobile phone's screen. TAP on it to open the app.





Download The App From

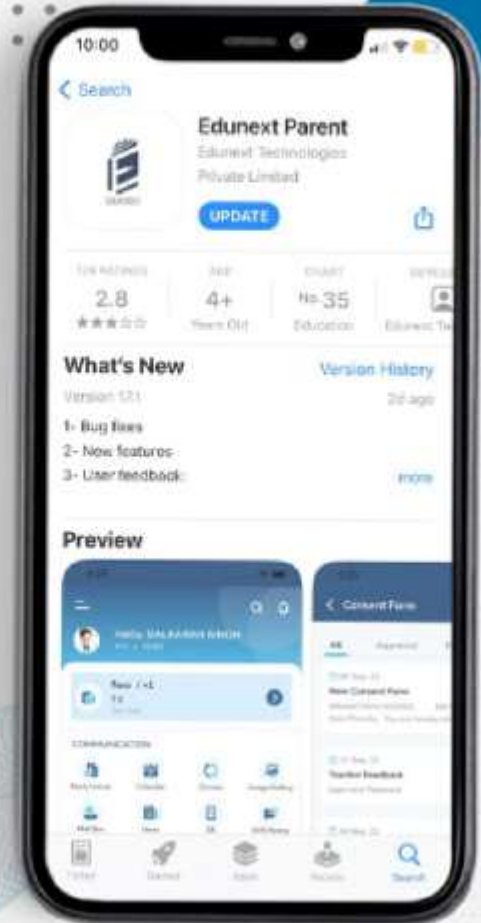


App Store

By Searching Keyword " **Edunext Parent** "

iOS : <https://apps.apple.com/in/app/edunext-parent/id1516241231>

Install the App and make sure that you allow all the access it requests. Once it is installed, an icon with Edunext Parent shall appear on your mobile phone's screen. TAP on it to open the app.





Screen Asking for School Code

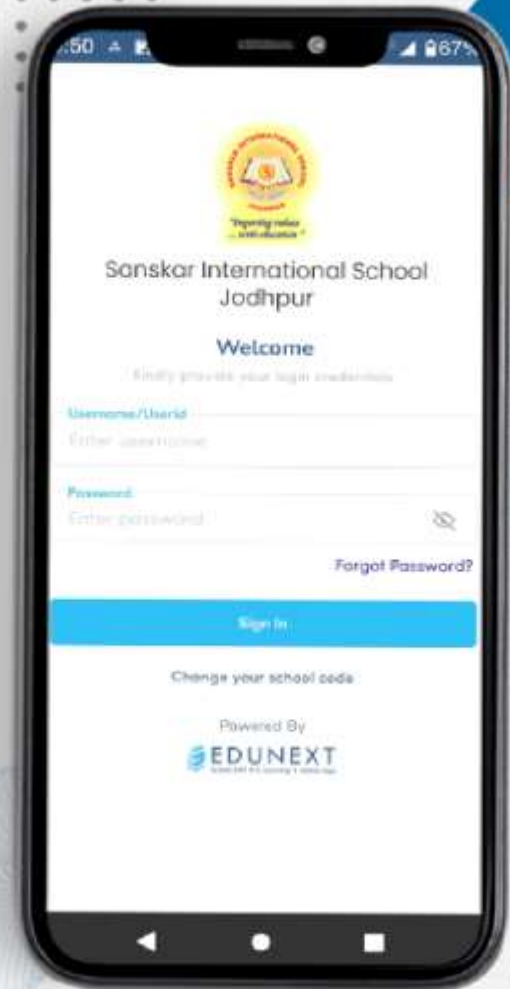
Kindly Enter The School Code " SISJ " on Android & iOS then Tap on Proceed Button.





Login Screen

This is the login screen where you need to enter the credentials provided by the school and TAP on the "Sign in" button.





DASHBOARD

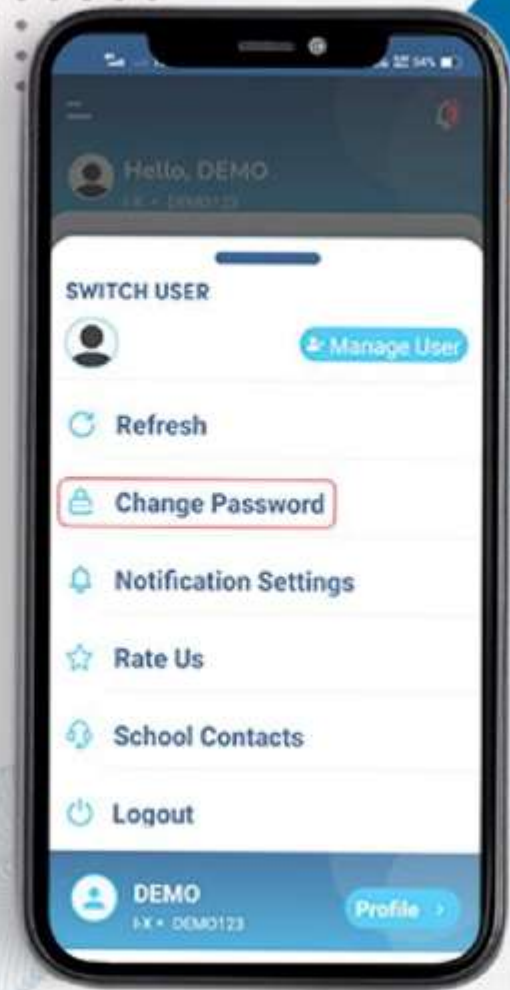
Now you can see different icons. By tapping on any icon you can get the information related to your children like Homework, Attendance, Communication Details, Remarks, Achievements, Image Gallery, Circular, Downloads and many more.





CHANGING PASSWORD

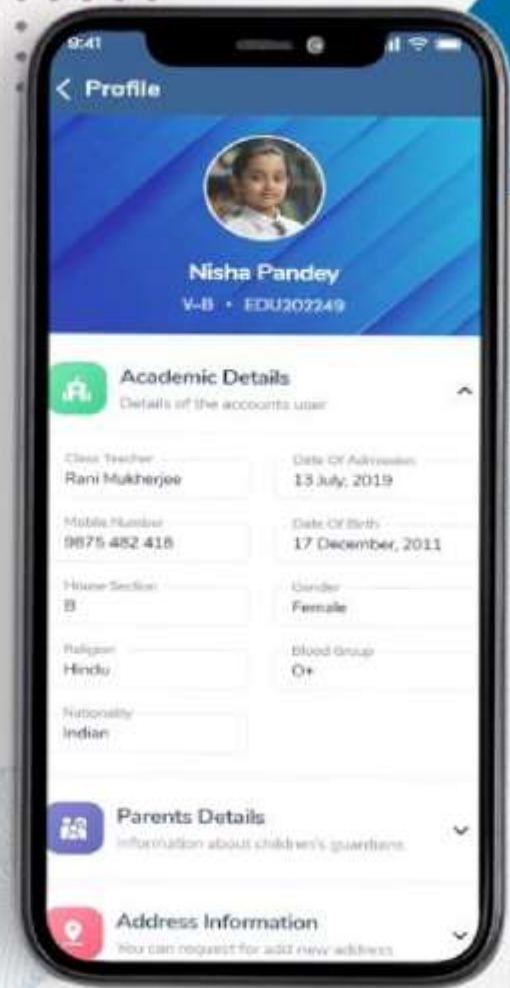
We strongly suggest you change your password periodically. You can click on the dropdown  menu to change the password.





MY PROFILE

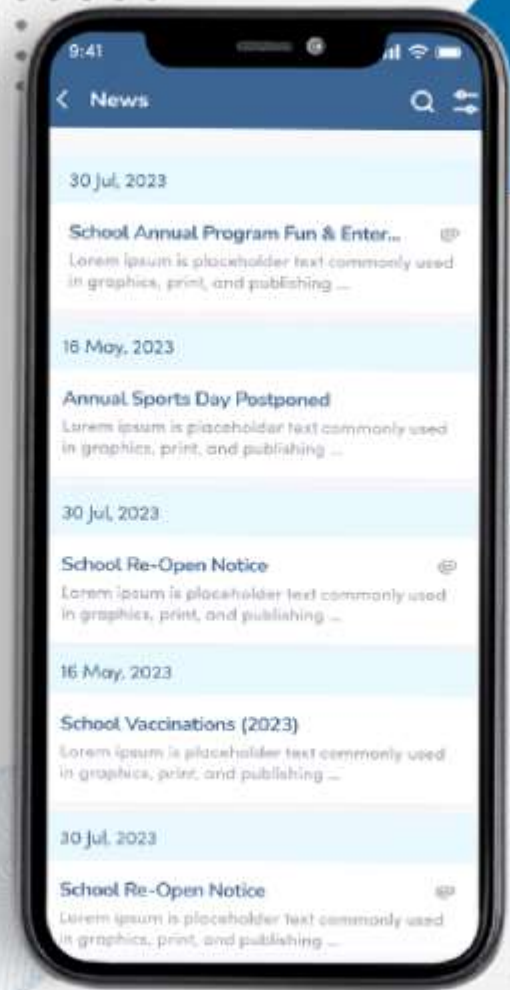
Displays complete profile of the student including photograph, parent details, class teacher details, address and emergency contact number as per school records.





NEWS

All the school news will be showing here like summer holidays, sports, curriculum activities, etc.





ATTENDANCE

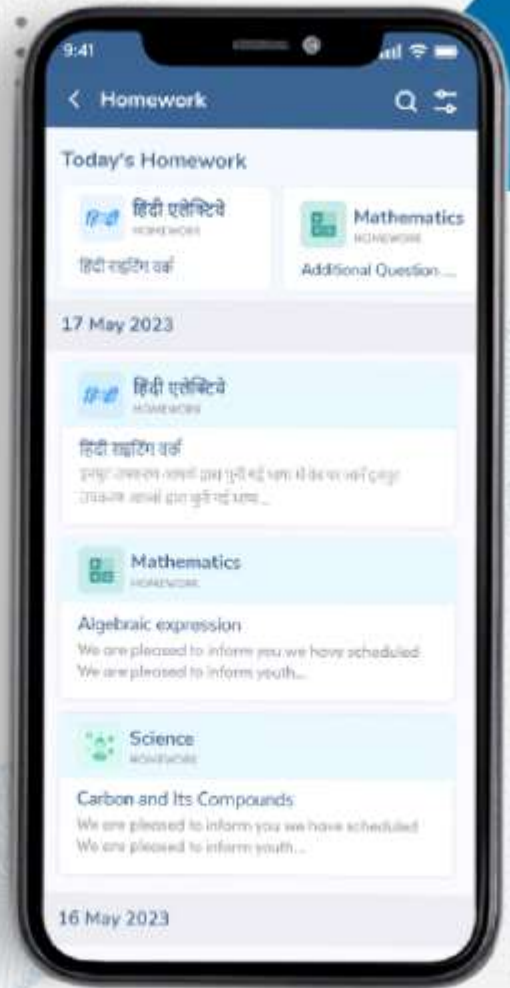
Instant notification and detailed view of the student attendance in the current academic year including presents, absents, and leaves.





HOMework

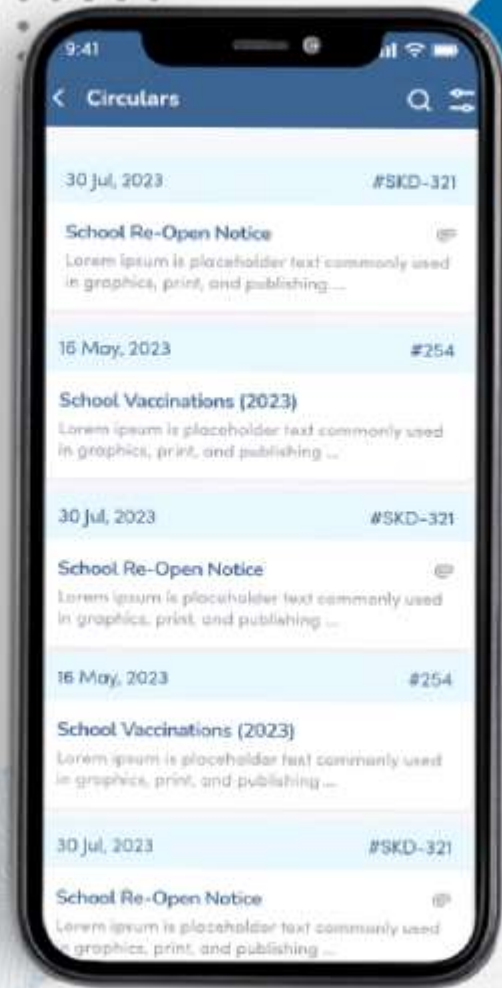
Now the homework given by the subject teacher is just a click away on your mobile with a due date, description, and download option.





CIRCULAR

Instant alerts on any circular/notice from school and also complete archive thereof with an option of attachment download.

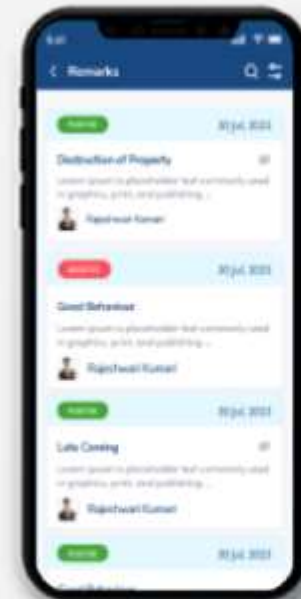




REMARKS

Student was active or down today? What's the achievement? Has he done something good or bad? Find out from daily remarks by teachers.

Red Remark denoted to negative remark & green remark denoted to positive remark.





FEE DETAILS

Parents can see the complete fee information including fee payable, payment status and dues for different fee types.





RESULT

TAP on the report name to download the same.

As soon as results are declared at school, parents can view and download the progress report card on their mobile.

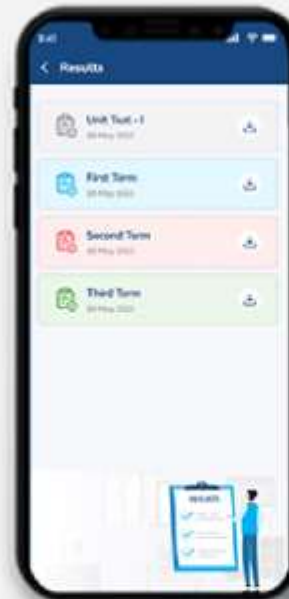




IMAGE GALLERY & ACHIEVEMENT

Students can see their photos in which they participate.

Parents get updated with their children's achievements with their respective events.





ATTENDER

It ensures the security of a child. Who so ever will be going to pick the child, the whole profile of that responsible person is already mentioned in the application with respective relation.





TRANSPORT

Parents can see the whole information related to the transport like bus detail, bus in charge detail, driver & conductor detail with their phone no.

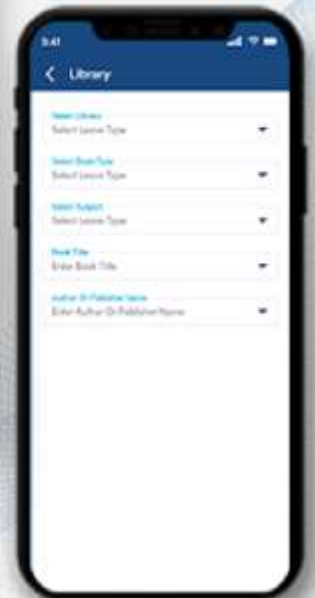
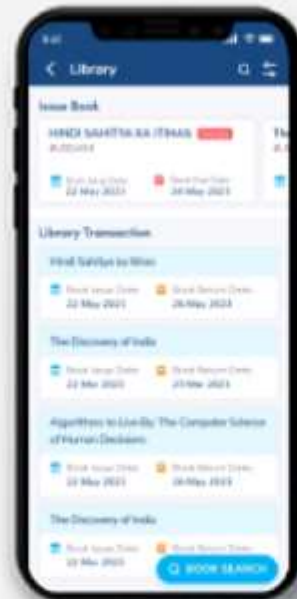




LIBRARY TRANSACTIONS

What does a student like to read? Is he responsible enough in returning the books in time? Parents can find the answer here.

Cross mark denoted that the book is not returned & right mark denoted that the book has returned within the time.

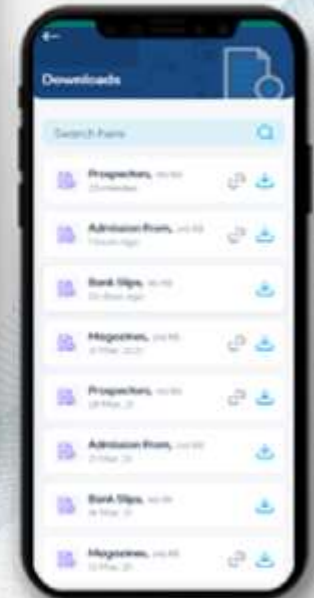




TIME TABLE & DOWNLOAD

Now Parents can see the whole schedule of their children's classes.
With the teacher name.

Students can download the attachment-related to the homework,
time table, or any other attachment regarding any events.



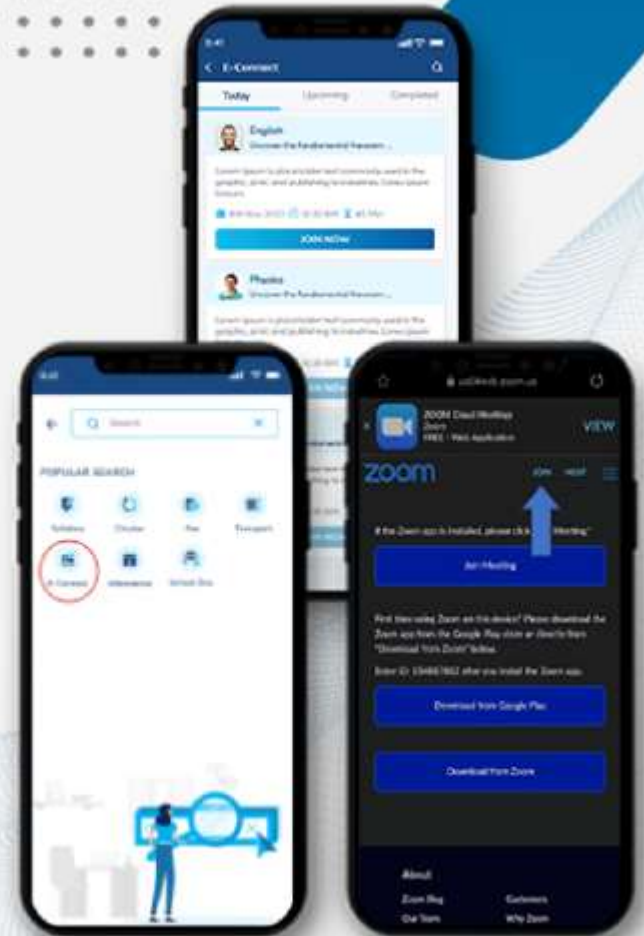


E-Connect

How Student will accept this invitation?

Students can view the **e-connect** option on their student dashboard.

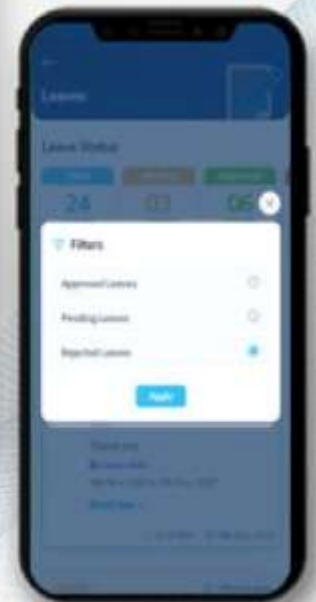
Once students will click on e-connect option, attached screen will be coming on their screen.

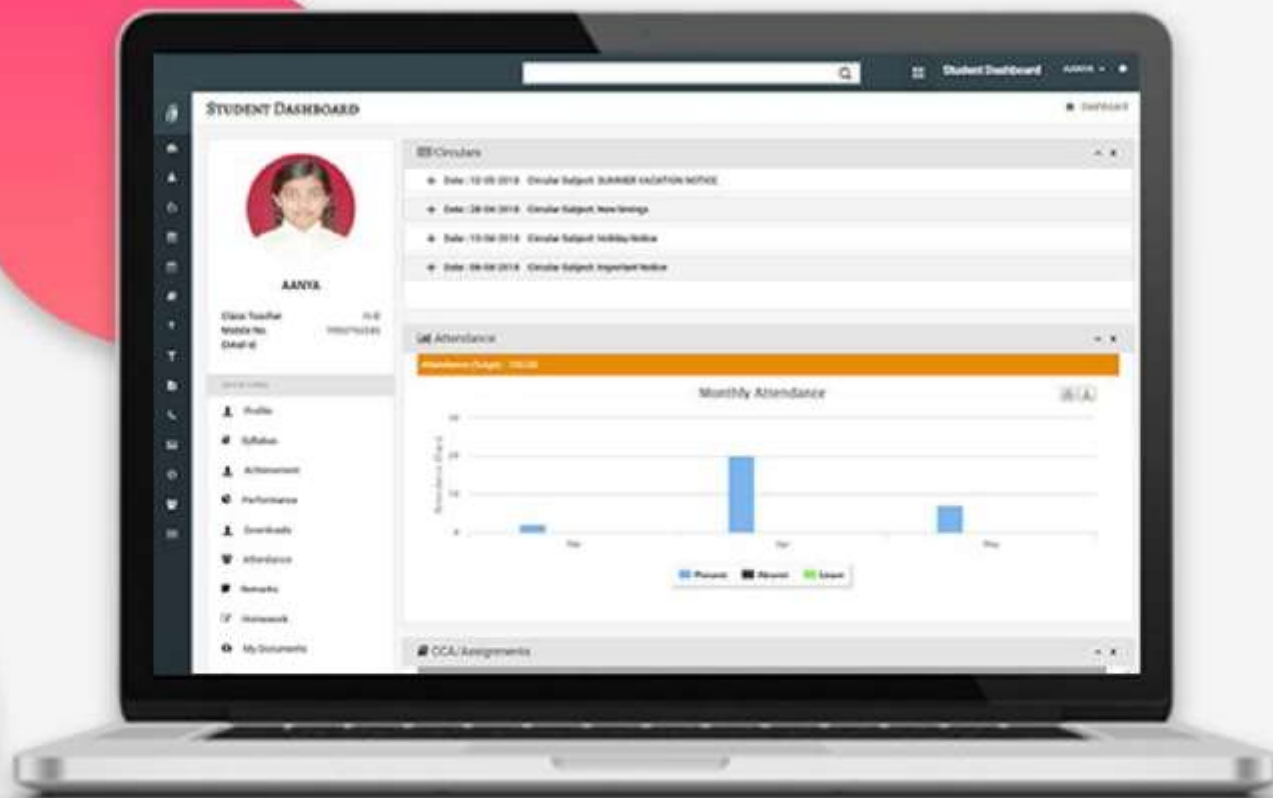




APPLY LEAVES

Student can directly apply the leaves and check the approval and rejection status of his/her leave





Parents can access the web portal by visiting school website.

The background features several large, overlapping, semi-transparent shapes in shades of red, orange, purple, and blue, creating a vibrant, abstract pattern. The central text is written in a red, cursive script.

thank
you